

BASIC

Get Help


1. Login using your Login and Password.
2. Click on the  *Help Library* button on the Navigation Bar. (Figure 5)



Figure 5

3. *Vaya Help Library* opens containing all the video tutorials.

OR

In the top right hand corner of the window “*chat to a vaya support technician*” can be seen.

(Figure 6)




Figure 6

4. Click on this and type a message to an ABC technician for help.
(Figure 7)




Figure 7

5. Click Update 